



51 Eamont Gardens

, Hartlepool, TS26 9JE

£175,000



Igomove are pleased to bring to the market this absolutely stunning extended three bedroomed mid terraced house situated in a popular, central location, it benefits from many desired features which include; three well presented bedrooms, four piece large family bathroom, huge extended kitchen diner, lovely lounge, immaculate living room, entrance hall, mature gardens, Upvc double glazing, gas central heating, impeccable decor throughout, freehold.



Attractive bay facade, palisade walled garden with established shrubbery, gated access, front door into;

Vestibule entrance which leads into;

Welcoming entrance hall with stairs to the first floor, pristine decor, dado rail, laminate flooring.

Delightful lounge with bay window to the front elevation, impeccably presented with neutral decor, deep coving, stylish flooring, wall mounted contemporary fire.

Second sitting room with immaculate decor, decorative coving, beautiful flooring, large floor to ceiling window .

Fantastic open plan kitchen diner fitted with an array of shaker style wall, base and drawer cabinetry, complimentary surfaces, tiled backsplash integrated oven, integrated ceramic hob, integrated multifunction stainless extractor, plumbing for washing machine, space for fridge freezer, stainless sink with chrome mixer tap, integrated dishwasher, recessed spotlights, ample space to dine and relax, French doors opening to the rear garden and half glazed side elevation door.

To the first floor there is a large storage cupboard.

Bedroom one is a sizable double with bay widow to the front elevation, pristine decor.

Bedroom two is a large rear aspect double with dual fitted wardrobes, decorative coving, modern decor, real wood flooring.

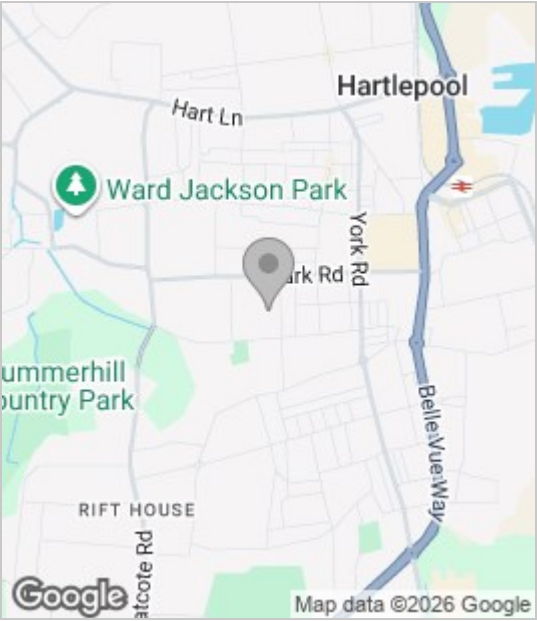
Bedroom three is of double proportions and is situated to the front, real wood flooring, excellent deco

The four piece family bathroom is generously proportioned and comprises bath, over sized shower enclosure, close coupled WC and pedestal wash basin, tiling.


To the rear is an enclosed garden laid to lawn with several areas of interest, established shrubbery, patio, decking and garden shed.

This impressive abode is impeccably presented and deserves internal inspection, contact the igomove team in the first instance to view.

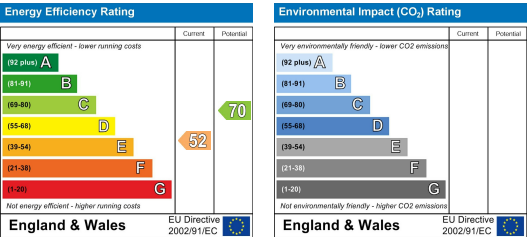
Area Map



Floor Plan



Energy Efficiency Graph



These particulars, whilst believed to be accurate are set out as a general outline only for guidance and do not constitute any part of an offer or contract. Intending purchasers should not rely on them as statements of representation of fact, but must satisfy themselves by inspection or otherwise as to their accuracy. No person in this firm's employment has the authority to make or give any representation or warranty in respect of the property.